



GHHI Survey Data Analysis

Prepared by
Austin Community Data Coalition
August 22, 2018

OVERVIEW

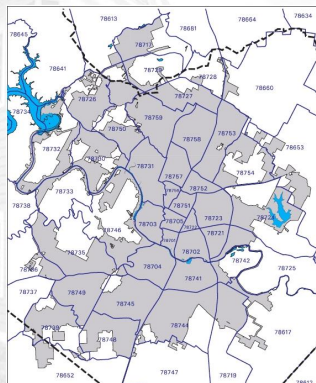
- " Austin's [Green and Healthy Home Initiative \(GHHI\)](#) is an interdepartment and interagency effort to provide Austinites with safe, efficient homes that support resident health. GHHI is a national program with 23 current participating cities/municipalities.
- " As partners in GHHI, members of the [Austin Home Repair Coalition \(AHRC\)](#) provide lower income Austin home owners with repairs to achieve a green and healthy home.
- " As part of the program, AHRC member organizations conduct a comprehensive home inventory. These are the surveys reported on in this presentation. This assessment is done pre-repair and thus reflects need.

OVERVIEW

- " We analyzed [306 surveys](#) representing [292 unique addresses](#).
 - . 14 addresses were served twice, sometimes by different organizations. This may indicate opportunities for additional follow up with the current database of clients.
- " [438 unique residents](#) served.
- " Surveys were collected [9/30/15 - 7/31/18](#) by the seven member organizations in the AHRC.

Location Data:

Which areas of Austin are being served by the GHHI Program?



Central East Austin is the most highly served geographic area, followed by Southeast, then Southwest, then Far East

237 of the 292 addresses served (84%) came from 7 ZIP codes:

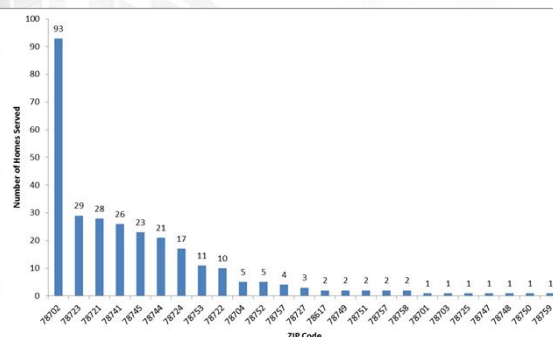
78702 Central East - 93
78723 Central East - 29
78721 Central East - 28

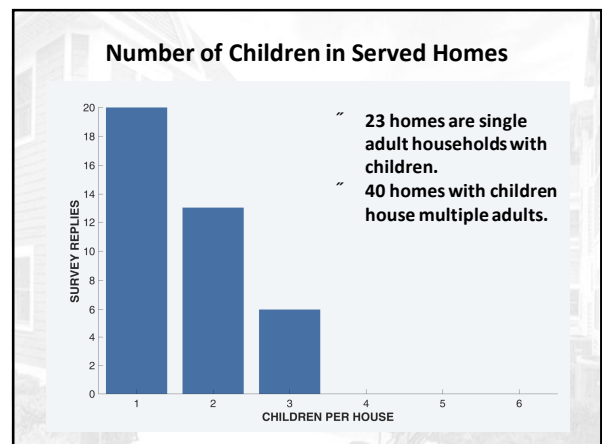
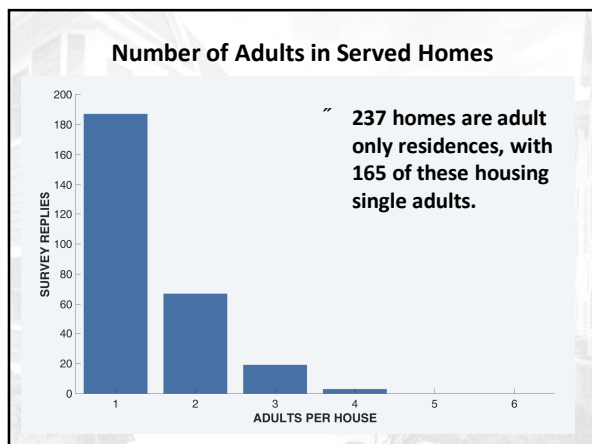
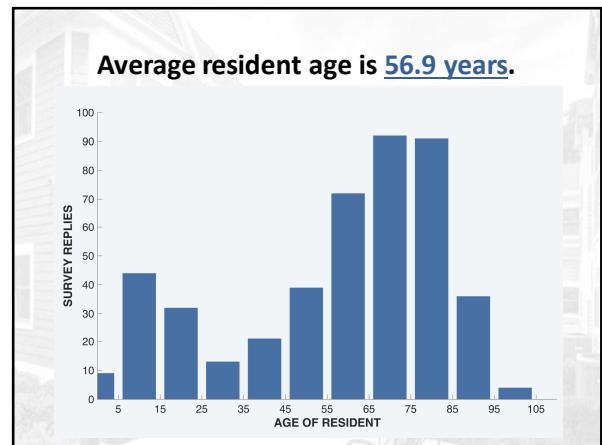
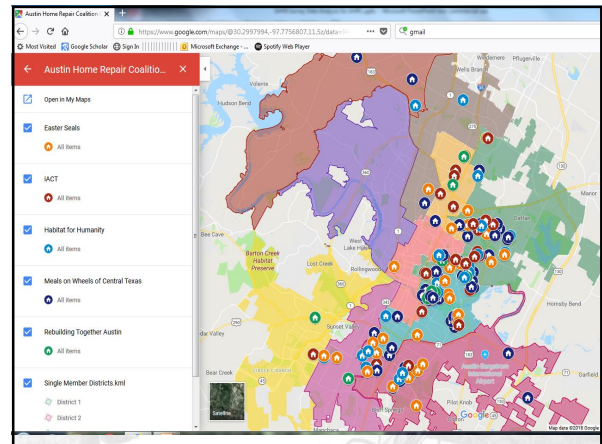
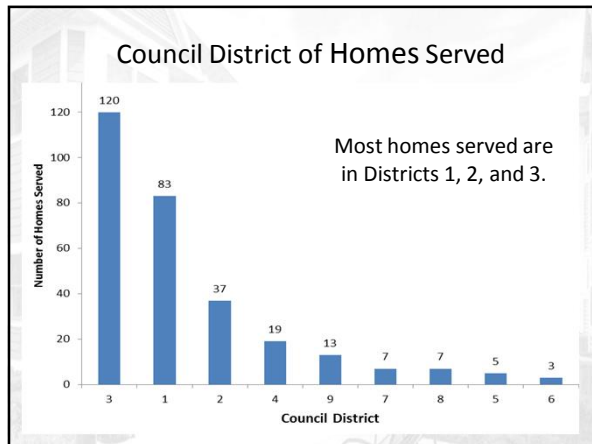
78741 Southeast - 26
78744 Southeast - 21

78745 Southwest - 23

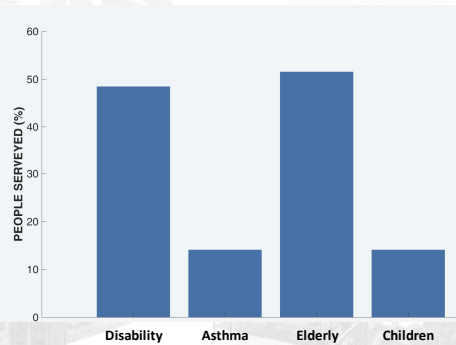
78724 Far East - 17

ZIP Code Distribution of Homes Served

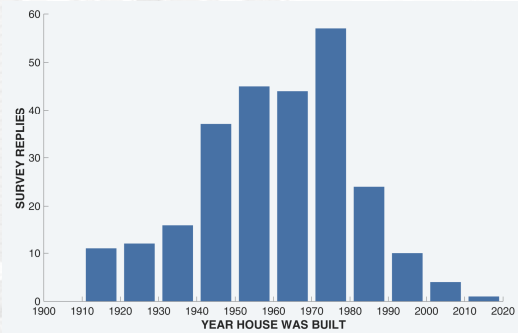




Some Vulnerable Demographics are Highly Represented



- “ Average home age is **60 years** (Median 58 years).
- “ Average residence time is **33 years** (Median 30 years).



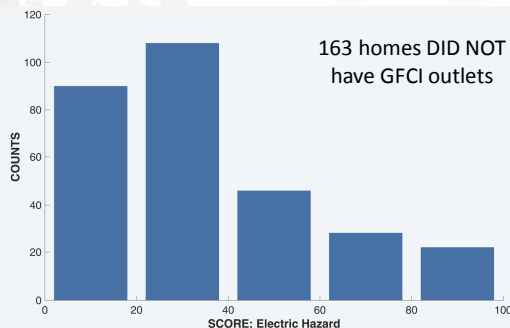
Respiratory Condition Burden is High

- “ Surveys tallied **300 respiratory conditions**.
 - . 81 severe respiratory conditions
 - . 150 moderate respiratory conditions
 - . 69 mild respiratory conditions
- “ There were **190 residents in 100 homes** reporting these respiratory conditions.
 - . 29 of these homes has a very high respiratory illness burden, with 3 or more conditions/resident.
 - . this is for comparison only; for multi-resident households we do not know how many residents are afflicted.

*186 surveys skipped this section so these numbers are likely an underestimate of the problem.
- “ Only **26 homes** reported indoor or outdoor smoking.

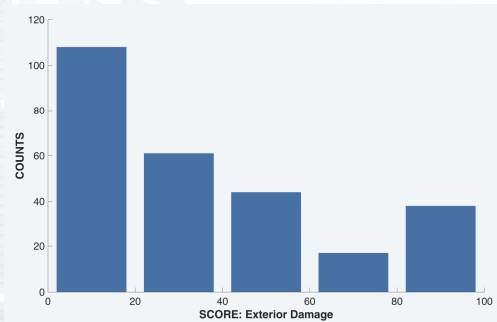
Home Condition Scores: What are the predominant issues reported in these homes?

Electrical hazard score – combines exposed wires, uncovered outlets, other electrical hazards.



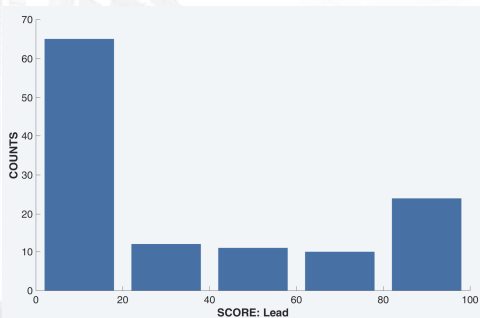
0 = no damage; 100 = maximum damage.
All scores normalized by number of items included in the score.

Exterior damage score – combines foundation, stairs, rails, porch, roof, gutter, spout, surfaces, chimney.



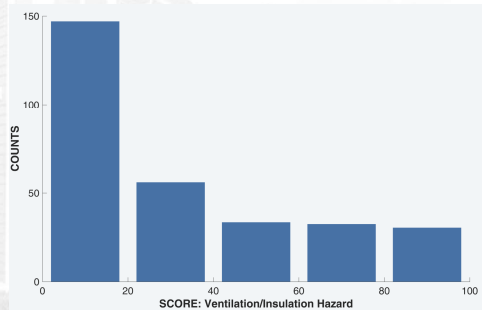
0 = no damage; 100 = maximum damage.
All scores normalized by number of items included in the score.

Lead hazard score – combines recommended assessment, lead disclosure, presence of children or pregnant women.



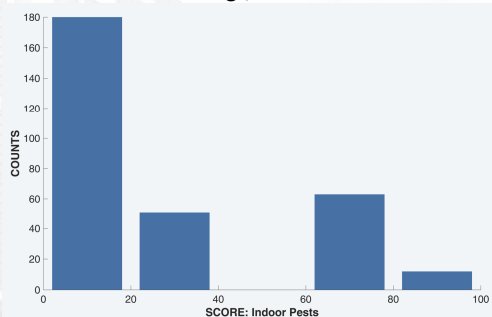
0 = no damage; 100 = maximum damage.
All scores normalized by number of items included in the score.

Ventilation hazard score – combines condition/presence of windows, vents, weather stripping, insulation, caulking, insulated pipes and ducts.



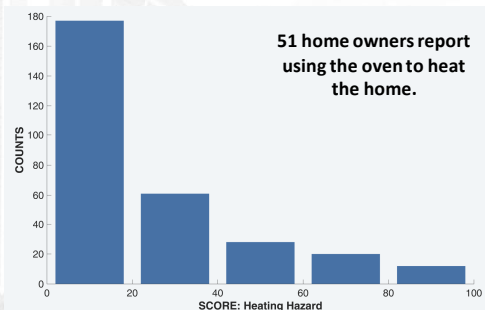
0 = no damage; 100 = maximum damage.
All scores normalized by number of items included in the score.

Indoor pest hazard score – combines presence of roaches, bedbugs, and ants.



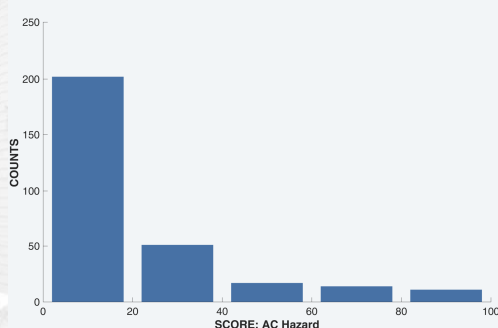
0 = no damage; 100 = maximum damage.
All scores normalized by number of items included in the score.

Heating hazard score – combines condition/presence of heating and water heater, and usage of oven for heat.



0 = no damage; 100 = maximum damage.
All scores normalized by number of items included in the score.

AC hazard score – combines condition/presence of AC and functioning windows.



0 = no damage; 100 = maximum damage.
All scores normalized by number of items included in the score.

Additional Common Structural Issues

“ 120 reported issues with stairs:

- 35 homes had poor condition of interior or exterior stairs.
- 61 lacked stair rails.
- 24 lacked adequate lighting on stairs.

“ 173 homes reported moisture control issues:

- 96 homes have visible mold.
- 148 homes have water leaks.
- 71 have both problems.
- Only 4 homes used dehumidifiers for moisture control.

Less Common Structural Issues

- " 4 homes lacked electricity; 3 lacked plumbing.
- " 39 homes lacked adequate locks.
- " 11 homes reported presence of asbestos.
- " Not enough data to assess accidents/falls or missed work days.

Summary Points

- " Overall, the GHHI has primarily served older homeowners in Central East, Southeast, Southwest, and Far East Austin. Most residents served are over 55 and live alone.
- " The elderly and disabled populations are well represented among residents.
- " Given the long residence time (33 years avg) of these homeowners, coordination with other groups working on property tax relief, history gathering efforts, and/or anti-displacement programs may be beneficial.

Summary Points

- " Respiratory disease burden appears to be very high, even given incomplete reporting. This may present additional opportunity for partnership and funding, especially considering the high number of moisture/mold issues reported in these homes.
- " Additional opportunities to reach homes with children may involve deeper work in current ZIPs as well as expansion.

Summary Points

- " More homes experienced issues with electrical systems, exterior structure, ventilation, pest control, stair condition, and moisture control.
- " Fewer homes reported issues with air conditioning, heating, sanitation, locks, and asbestos.
- " There are lead-flagged homes that bear follow up.
- " High VOC homes may indicate an opportunity for education. Similarly, few residents implement moisture control. Both would improve indoor air quality.

The Austin Community Data Coalition

ACDC is a research and education nonprofit that addresses data gaps in areas of civic and community significance. We want to equip policymakers and stakeholders with clear, understandable data that helps them assess policy impacts on intended beneficiaries.

Executive Director: **Amanda Masino, Ph.D**
Director of Operations: **Alexis Taylor**
Data Analyst: **Leon Vanstone, Ph.D.**

Please contact ammasino@htu.edu with questions or for more information

